

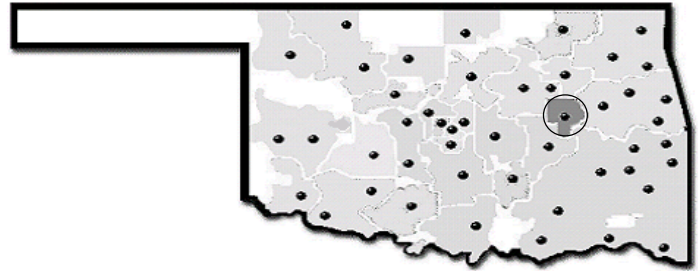
GREEN COUNTRY TECHNOLOGY CENTER PROFILE

Oklahoma's CareerTech Districts: Green Country Technology Center

1100 North Loop 56
P.O. Box 1217
Okmulgee, Oklahoma 74447
(918) 758-0840

Danne Spurlock, Superintendent

<http://www.gctcok.com/>

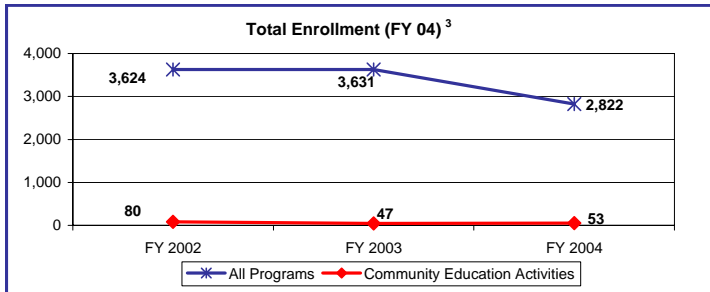


DISTRICT OVERVIEW

Demographic Data ³ (FY 04)		
	Technology Center District Enrollment	Technology Centers Statewide Average
Caucasian	63.3%	76.7%
African American	11.1%	6.9%
Asian	0.1%	1.4%
Hispanic	1.3%	4.4%
American Indian	24.3%	10.6%
Highest Educational Level for Adults Age 25+		
College Degree	12.6%	24.8%
H.S. Diploma w/o College Degree	82.4%	70.6%
Less than 12th Grade Education	5.0%	4.6%
Economically Disadvantaged Full-Time Secondary Students	43.5%	28.5%

Financial Data ² (FY 04)			
	Technology Center District	Technology Center %	Statewide %
REVENUE			
General Fund Revenue			
Revenue			
Local Funds	\$1,337,570	57.1%	64.1%
Local Ad Valorem	\$1,113,407	83.2%	80.2%
Adult Tuition	\$191,453	14.3%	12.0%
Local Other	\$32,710	2.4%	7.8%
State Funds	\$944,103	40.3%	29.6%
Federal Funds	\$59,867	2.6%	6.3%
Total General Fund Revenue	\$2,341,540	100%	
Building Fund Revenue			
Total Local Revenue	\$0	0.0%	
Local Taxes	\$0	0.0%	
Local Tuition/Fees	\$0	0.0%	
Local Other Sources	\$0	0.0%	
State	\$0	0.0%	
Federal	\$0	0.0%	
Total Building Fund Revenue	\$0	100%	
TOTAL REVENUE: GENERAL FUND + BUILDING FUND =			\$2,341,540
EXPENDITURES			
Classroom Activity & Instructional Support	\$1,165,216	65.5%	63.7%
Guidance & Counseling	\$65,780	3.7%	5.3%
General Administration	\$123,512	6.9%	2.6%
General Support	\$107,067	6.0%	11.2%
Student Transportation	\$129,177	7.3%	3.0%
Operation of Plant	\$189,554	10.6%	14.0%
Other Services	\$0	0.0%	0.2%
TOTAL EXPENDITURES	\$1,780,306	100.0%	100.0%

Cost Per Student ² (FY 04)	Technology Center District	Statewide
Average Cost Per FTE Enrollment in Full-Time Programs	\$5,115	\$5,750
Average Cost Per Enrollment in Bus. & Industry Programs	\$139	\$115



District Population & Partner Schools ^{1 & 3}

District population is 37,420 based on 2000 census data. School districts served include Beggs, Dewar, Henryetta, Liberty, Morris, Okmulgee, Preston, Schuller, Twin Hills, and Wilson.

Data provided by the following sources:

¹ Office of Accountability, State of Oklahoma

² Oklahoma Department of Career and Technology Education, Technology Center Services Division

³ Oklahoma Department of Career and Technology Education, Information Management Division

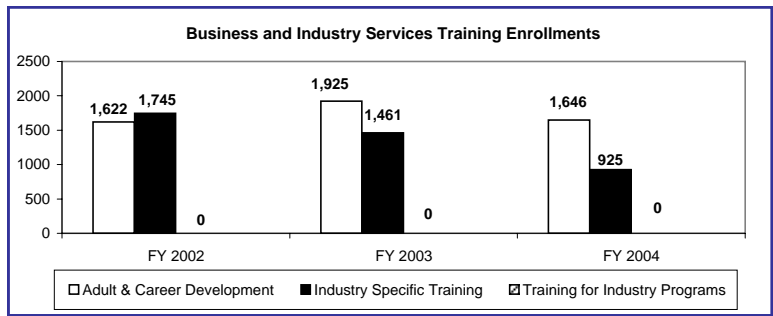
⁴ Oklahoma Department of Education

⁵ Technology Center

GREEN COUNTRY TECHNOLOGY CENTER PROFILE

BUSINESS AND INDUSTRY SERVICES TRAINING ³

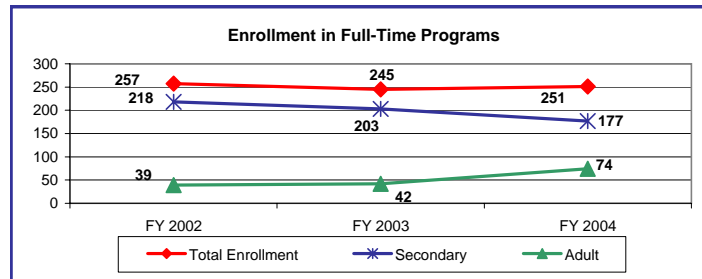
Business and Industry Services Course Statistics		
Program Type (FY 04)	Number of Classes	Hours of Training
Adult and Career Development	148	4,675
Industry Specific Training	53	403
Training for Industry Programs	0	0
Total All Programs	201	5,078
<hr style="border-top: 1px dashed black;"/>		
Total Adjunct Instructors:	36	
Total Businesses & Industries Served:	16	



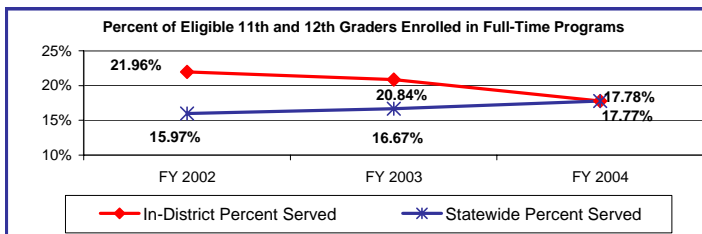
FULL-TIME PROGRAMS (FY 04) ³

Instructors (FY04) ²	
Instructors in Full-Time Programs:	11
Instructors with Industry Certification/Experience	1
Instructors with Associate Degree	1
Instructors with Bachelor's Degree	7
Instructors with Master's Degree	2
Instructors with Doctorate Degree	0
Average Annual Salary for Instructors (base salary):	
10 month contract:	\$34,627
11 month contract:	n/a
12 month contract:	\$45,714

Program Outcomes - Completion/Retention FY 04 ³			
Technology Center			
Completion Status:	Secondary	Adult	All Students
Retained in Program/Completers	86%	93%	88%
Transfers	14%	0%	10%
Leavers	0%	7%	2%
<hr/>			
Statewide			
	Secondary	Adult	All Students
Retained in Program/Completers	82%	87%	85%
Transfers	14%	3%	9%
Leavers	4%	10%	7%



Program Outcomes - Placement FY 04 ³			
Technology Center			
Placement Status:	Secondary	Adult	All Students
Total Positive Placement	92%	86%	90%
Military	2%	0%	1%
Employed Related	21%	68%	38%
Employed Not Related	7%	0%	5%
Continuing Education	62%	18%	46%
Unemployed Seeking	7%	11%	8%
Not in Labor Force	1%	4%	2%
<hr/>			
Statewide			
Placement Status:	Secondary	Adult	All Students
Total Positive Placement	95%	91%	93%
Military	5%	2%	3%
Employed Related	32%	69%	52%
Employed Not Related	7%	8%	7%
Continuing Education	51%	13%	30%
Unemployed Seeking	3%	5%	4%
Not in Labor Force	2%	4%	3%



PROJECTS & UNIQUE ATTRIBUTES ⁵

Green Country Technology Center offers full-time programs in Licensed Practical Nursing, Health Science Technology, Precision Machining, Business and Computer Technology, Boot and Saddle Application, Mechanical Trades, and Drafting

Green Country Technology Center offers adult education programs in short-term classes day and night and set up any class that is requested.

Green Country also supports programs for business and industry through specialized training and safety classes.

Each student or business that receives training from Green Country Technology Center is provided consulting and help from the administrative staff and a counselor. The counselor helps individuals find employment and helps staff a business with people who have the proper training.

All students enrolled at Green Country Technology Center have access to participate in academic enhancement curriculum in the Educational Enhancement Center.

Secondary students who live in the technology center district and attend a public, private, parochial or charter school or are home schooled are eligible to attend tuition free.

Data provided by the following sources:

¹ Office of Accountability, State of Oklahoma

² Oklahoma Department of Career and Technology Education, Technology Center Services Division

³ Oklahoma Department of Career and Technology Education, Information Management Division

⁴ Oklahoma Department of Education

⁵ Technology Center